

2023  
 Indiana Academic Super Bowl  
 Junior Area Results  
 Class 1 - English




School Name	City	Class	Score	TB1	TB2	TB3
Colonel John Wheeler Middle School	Crown Point	Class 1	14	3	2	4
Kankakee Valley Middle School	Wheatfield	Class 1	13	2	1	7
Clifford Pierce Middle School	Merrillville	Class 1	12	3	2	2
Carroll Middle School	Fort Wayne	Class 1	12	2	2	3
John Young Middle School	Mishawaka	Class 1	12	2	1	3
Robert A. Taft Middle School	Crown Point	Class 1	11	4	2	4
McCulloch Jr. High School	Marion	Class 1	10	3	2	2
Hazelwood Middle School	New Albany	Class 1	10	2	1	3
North Side Middle School	Elkhart	Class 1	10	0	0	2
East Central Middle School	Brookville	Class 1	9	2	1	3

*Additional Teams - Only Highest Scoring Squad Was Eligible to Advance*

Northridge Middle School, Team 2	Middlebury	Class 1	20	2	1	17
Central Middle School, Team 2	Columbus	Class 1	19	2	0	11
Shelbyville Middle School, Team 2	Shelbyville	Class 1	16	3	1	4
Maple Creek Middle School, Team 2	Fort Wayne	Class 1	15	5	3	7





2023

Indiana Academic Super Bowl  
 Junior Area Results  
 Class 1 - Interdisciplinary




School Name	City	Class	Score	TB1	TB2	TB3
Summit Middle School, Team 1	Fort Wayne	Class 1	9	1	0	3
Center Grove Middle School Central	Greenwood	Class 1	9	0	0	2
East Central Middle School	Brookville	Class 1	8	0	0	3
John Young Middle School	Mishawaka	Class 1	7	2	0	3
Paul Hadley Middle School	Mooreville	Class 1	7	1	0	2
Schmucker Middle School	Mishawaka	Class 1	7	1	0	2
McCulloch Jr. High School	Marion	Class 1	6	0	0	5
Shawnee Middle School	Fort Wayne	Class 1	5	0	0	2

*Additional Teams - Only Highest Scoring Squad Was Eligible to Advance*

Central Middle School, Team 1	Columbus	Class 1	18	4	2	5
Northridge Middle School, Team 2	Middlebury	Class 1	14	2	1	3
Shelbyville Middle School, Team 1	Shelbyville	Class 1	11	2	0	4
Maple Creek Middle School, Team 2	Fort Wayne	Class 1	11	2	0	2
Chesterton Middle School, Team 2	Chesterton	Class 1	8	1	0	2





2023  
 Indiana Academic Super Bowl  
 Junior Area Results  
 Class 1 - Math




School Name	City	Class	Score	TB1	TB2	TB3
Thompkins Middle School	Evansville	Class 1	10	2	1	2
North Side Middle School	Elkhart	Class 1	10	1	1	2
John Young Middle School	Mishawaka	Class 1	9	2	1	3
Lafayette Tecumseh Jr. High School	Lafayette	Class 1	9	2	1	2
Shawnee Middle School	Fort Wayne	Class 1	9	2	1	2
Woodside Middle School	Fort Wayne	Class 1	9	1	1	3
McCulloch Jr. High School	Marion	Class 1	9	1	1	2
Summit Middle School, Team 1	Fort Wayne	Class 1	8	2	1	3
Pierre Moran Middle School	Elkhart	Class 1	8	2	1	2

*Additional Teams - Only Highest Scoring Squad Was Eligible to Advance*

Northridge Middle School, Team 2	Middlebury	Class 1	23	5	3	13
Central Middle School, Team 2	Columbus	Class 1	17	3	2	7
Maple Creek Middle School, Team 2	Fort Wayne	Class 1	16	2	1	6
Chesterton Middle School, Team 2	Chesterton	Class 1	9	1	1	2
Shelbyville Middle School, Team 1	Shelbyville	Class 1	8	3	1	4





2023  
 Indiana Academic Super Bowl  
 Junior Area Results  
 Class 1 - Science




School Name	City	Class	Score	TB1	TB2	TB3
DeKalb Middle School	Waterloo	Class 1	11	1	0	3
North Side Middle School	Elkhart	Class 1	11	0	0	3
Castle North Middle School	Newburgh	Class 1	10	2	2	2
East Central Middle School	Brookville	Class 1	10	1	1	2
LaPorte Middle School	LaPorte	Class 1	10	1	1	2
Shawnee Middle School	Fort Wayne	Class 1	9	1	1	3
Lafayette Tecumseh Jr. High School	Lafayette	Class 1	9	1	1	2
Mt. Vernon Middle School	Fortville	Class 1	9	1	0	2
Hazelwood Middle School	New Albany	Class 1	8	2	2	2
Concord Jr. High School	Elkhart	Class 1	8	1	1	2

*Additional Teams - Only Highest Scoring Squad Was Eligible to Advance*

Summit Middle School, Team 1	Fort Wayne	Class 1	16	2	2	4
Maple Creek Middle School, Team 1	Fort Wayne	Class 1	15	2	2	4
Northridge Middle School, Team 2	Middlebury	Class 1	15	2	2	4
Shelbyville Middle School, Team 2	Shelbyville	Class 1	15	2	1	4
Central Middle School, Team 1	Columbus	Class 1	15	1	1	4
Chesterton Middle School, Team 1	Chesterton	Class 1	14	5	3	5







2023  
 Indiana Academic Super Bowl  
 Junior Area Results  
 Class 1 - Social Studies



School Name	City	Class	Score	TB1	TB2	TB3
Shawnee Middle School	Fort Wayne	Class 1	7	1	0	2
Greenwood Middle School	Greenwood	Class 1	7	0	0	2
Paul Hadley Middle School	Mooreville	Class 1	6	2	1	2
Avon Middle School North	Avon	Class 1	6	0	0	3
East Central Middle School	Brookville	Class 1	5	1	1	2
Hobart Middle School	Hobart	Class 1	5	1	1	2
John Young Middle School	Mishawaka	Class 1	5	0	0	2
Clifford Pierce Middle School	Merrillville	Class 1	4	0	0	2
Pendleton Heights Middle School	Pendleton	Class 1	4	0	0	2

*Additional Teams - Only Highest Scoring Squad Was Eligible to Advance*

Central Middle School, Team 1	Columbus	Class 1	21	4	2	9
Northridge Middle School, Team 2	Middlebury	Class 1	14	3	2	6
Chesterton Middle School, Team 2	Chesterton	Class 1	13	1	0	6
Maple Creek Middle School, Team 2	Fort Wayne	Class 1	8	2	1	2